

Description: Patients and family members with proxy access, can view a patient’s vaccine status, testing results and information regarding COVID-19 in MyChart, including downloading records of their vaccine status, which contains a QR code that can be scanned at sporting events, concerts, and venues, or wherever it is needed.

Contents

| | |
|---|---|
| Locating Your Family Member’s Covid Results & Vaccine Status (Proxy Access) | 1 |
| Limitations..... | 1 |
| How to Obtain Proxy Access | 1 |
| Locating Your Covid Results & Vaccine Status | 2 |
| Updating Your Covid-19 Vaccination Information | 5 |
| Printing Your Covid-19 Results..... | 7 |
| Customizing MyChart Shortcuts to Quickly View Your COVID-19 Information | 8 |

Locating Your Family Member’s Covid Results & Vaccine Status (Proxy Access)

Limitations

In order to view your family member’s Covid-19 information, you must obtain proxy access.

If your family member is a minor under the age of 15, or an adult over the age of 18, you will be able to view that family member’s Covid-19 results and vaccination status in your MyChart account, once you have been granted proxy access and have switched over to that family member’s account, in MyChart.

!

IMPORTANT: If your family member is a teenager that’s 15 and 17 years of age, you will not be able to view that child’s Covid-19 information in your MyChart account, with proxy access granted. Teenage patients between the age of 15 and 17 **must** create their own MyChart account to obtain access to their Covid results and vaccine status information.

How to Obtain Proxy Access

You can request MyChart proxy access to view the MyChart accounts of spouses, family members, or children that have visited a Texas Health Hospital or outpatient clinic. Proxy access will allow you to view the accounts of family members from your own MyChart login. Clicking on the Proxy Invite option in the main menu, in MyChart, will allow you to request access to view your child’s record or you can grant **access** to another adult member so they can view your record.

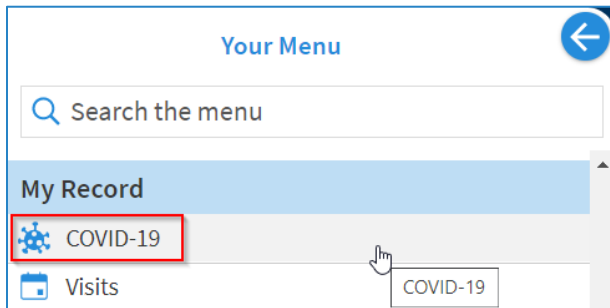
If you fill out a form to request access to a child’s record, the Health Information Management team will process your request and establish proxy access for you. They will notify you once your access has been granted.

| | | | |
|------------------------|------------------|---------------------------|-------------|
| Author(s): | The MyChart Team | Last Revised Date: | 3/17/2023 |
| Affected Users: | MyChart Patients | Valid for Version | Spring 2022 |

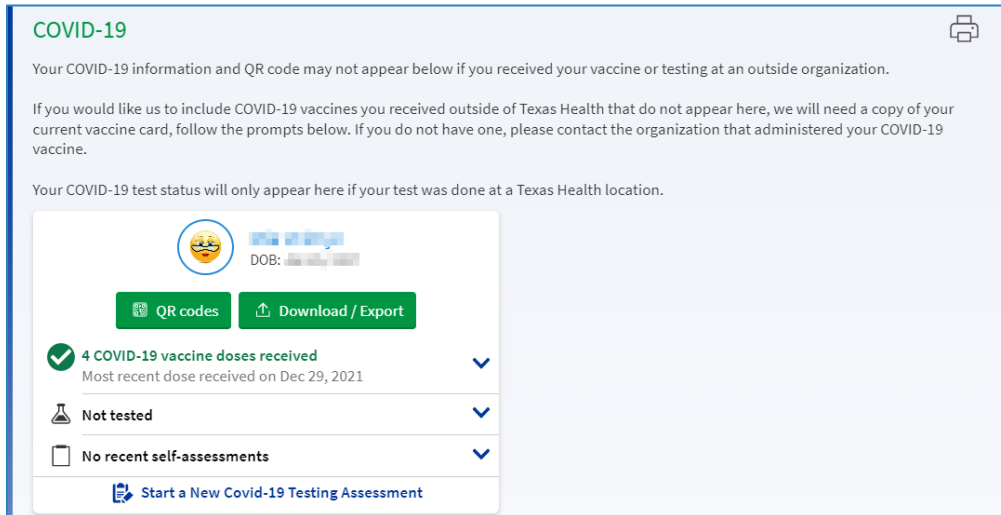
- **Ages 18 and Older:** Have the patient log into their own MyChart account and use the [Proxy Invite Activity](#) to send an email to any family member who they wish to grant access to.
- **Ages 14 and Under:**
 - **Paper Method:** Proxy access is set up once the appropriate forms are completed & submitted to THRProxy@texashealth.org or mailed to: Health Information Team – Texas Health Resources, 500 E. Border St., Suite 700, Arlington, TX 76010. The forms can also be faxed to **(682) 236-7126** [Proxy Request Form \(Minor\)](#)
 - **Digital Method:** Click on this [link](#) and sign into your MyChart account to submit a request to access a child’s MyChart account.

Locating Your Covid Results & Vaccine Status

1. The Covid-19 page can be found in the main menu, under the **My Record** section



2. In the Covid-19 page, patients can view their 5 most recent COVID-19 test results, their vaccination status and can view helpful resources from the CDC.



3. They can also expand the sections on their vaccine status and testing status and view more details

| | | | |
|------------------------|------------------|---------------------------|-------------|
| Author(s): | The MyChart Team | Last Revised Date: | 3/17/2023 |
| Affected Users: | MyChart Patients | Valid for Version | Spring 2022 |

QR codes **Download / Export**

4 COVID-19 vaccine doses received
 Most recent dose received on Dec 29, 2021

Dose 4 administered on Dec 29, 2021

Name: COVID-19 NOVAVAX NON-mRNA 5mcg/0.5mL (MONOvalent) Vaccine
 Manufacturer: Novavax
 Lot #: YRSG478964
 Location: Vaccine Clinic

Dose 3 administered on Jun 7, 2021

Name: COVID-19 0.5mL JANSSEN Vaccine
 Manufacturer: Johnson & Johnson
 Lot #: JFT48641
 Location: Hospital

Dose 2 administered on Mar 16, 2021

Name: COVID-19 mRNA 100 mcg/0.5 mL MODERNA Vaccine
 Manufacturer: Moderna
 Lot #: SFHS8461
 Location: CVS

Dose 1 administered on Feb 2, 2021

Name: COVID-19 SINOVAC (Non-US) Vaccine
 Manufacturer: CoronaVac
 Lot #: HGSHF48641
 Location: Clinic

- To view the QR Code, select the **QR Code** button where they will see QR Codes of their vaccination status and their testing status.

COVID-19 QR Code Verification

Mia Vcimyc
 DOB: Jan 25, 1997

Scan this QR code at participating locations to share your COVID-19 information. This QR code also includes your legal name and date of birth.

4 COVID-19 vaccine doses received

MyChart by **Epic**

| | | | |
|------------------------|------------------|---------------------------|-------------|
| Author(s): | The MyChart Team | Last Revised Date: | 3/17/2023 |
| Affected Users: | MyChart Patients | Valid for Version | Spring 2022 |

- Patients can download their COVID vaccine information as a PDF, by clicking on the **Download/Export** button and select the **Download** button.

Share COVID-19 Information 🖨️

How would you like to share your COVID-19 information?

Download vaccination record

Download your COVID-19 vaccination information as a PDF.

↓ Download

- The QR Code will also appear in the downloaded PDF record

Texas Health Resources -- TST
612 E. Lamar Blvd.
Arlington TX 76011
United States of America

COVID-19 Vaccination Record

as of August 23, 2021

Margalee McPherson | Email: (502) January 1, 2021

✔ COVID-19 vaccination complete (2 of 2)

Dose 1 administered on January 11, 2021

Name: COVID-19 mRNA 100 mcg/0.5 mL MODERNA Vaccine
 Manufacturer: Moderna US, Inc.
 Lot #: [REDACTED]
 Location: Texas Health Resources -- TST

Dose 2 administered on February 25, 2021

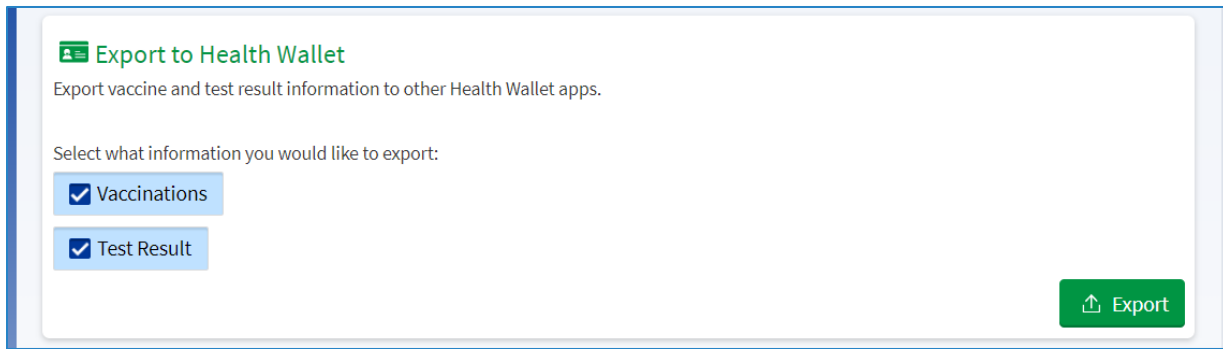
Name: COVID-19 mRNA 30 mcg/0.3 mL PFIZER Vaccine
 Manufacturer: Pfizer, Inc.
 Lot #: [REDACTED]
 Location: Texas Health Resources -- TST

QR Code Verification

Scan this QR code at participating locations to share your COVID-19 vaccination information.

- Patients can also export their vaccine and test result information to other Health Wallet apps. Patients will need to be sure that they have a Health Wallet app installed in order to export their records successfully. These Health Wallet apps will allow patients to present their COVID-19 information, in the event they are offline.

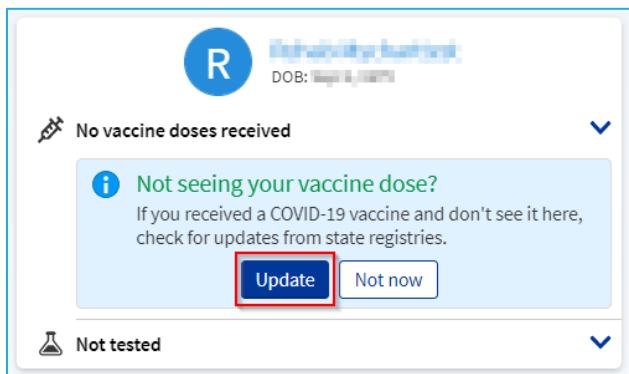
| | | | |
|------------------------|------------------|---------------------------|-------------|
| Author(s): | The MyChart Team | Last Revised Date: | 3/17/2023 |
| Affected Users: | MyChart Patients | Valid for Version | Spring 2022 |



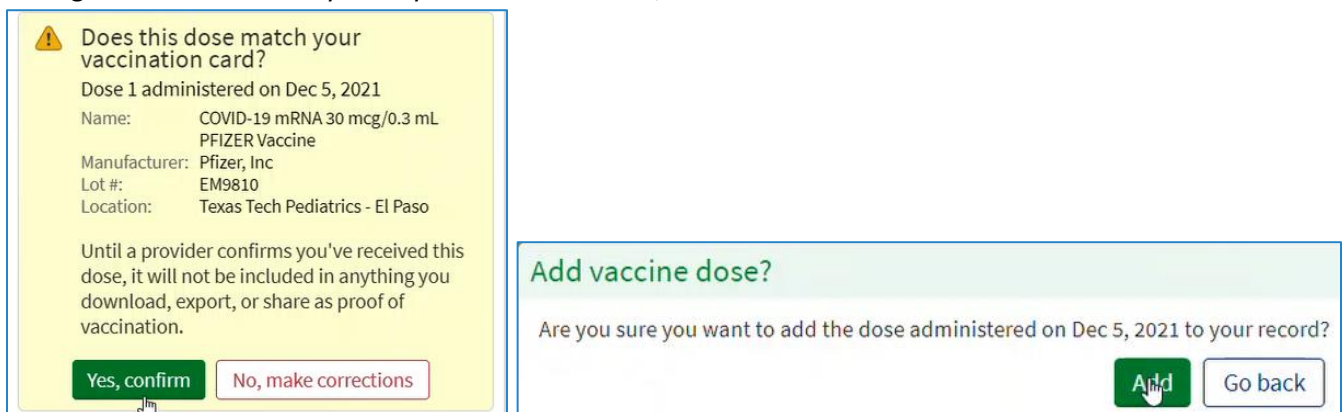
8. If patients do not have a vaccine status in MyChart, they will not be able to view the QR Code. A missing vaccine status is most likely due to not receiving a vaccine at a THR/THPG location, or their vaccine status has not been reconciled into CareConnect from an outside organization by THR.

Updating Your Covid-19 Vaccination Information

1. If you do not see your Covid-19 vaccine information in your MyChart account, you can search for updates that may be stored in databases of outside organizations that Texas Health connects to.
2. To search for any updates, select the **Update** button. This will begin the search of the databases to see if your vaccine data is available.




3. If any results come back, you can choose to either confirm the results or make corrections if the data is incorrect. If everything is correct, select the **Yes, Confirm** button. You will then be asked if you are sure about adding the vaccine data to your MyChart account. If so, then the data will be added.



| | | | |
|------------------------|------------------|---------------------------|-------------|
| Author(s): | The MyChart Team | Last Revised Date: | 3/17/2023 |
| Affected Users: | MyChart Patients | Valid for Version | Spring 2022 |

CareConnect One

 **Your vaccination information has been submitted**
Your information will be updated after it has been reviewed.

4. If the data is incorrect, select the **No, Make Corrections** button. This will dismiss the dose that came up in the search results and will then allow you to enter the correct data. To enter the correct data, you can select the **Enter Vaccination Information** button.

 **Does this dose match your vaccination card?**
Dose administered on Feb 15, 2021

Name: Covid-19 mRNA 10mcg/0.2ml Tris-Sucrose Pfizer Vaccine 5-11yrs
Manufacturer: Pfizer, Inc
Lot #: FL0007
Location: Texas Tech Pediatrics - El Paso

Until a provider confirms you've received this dose, it will not be included in anything you download, export, or share as proof of vaccination.

 **Dose dismissed**
To add a new dose, enter your vaccination information.

5. This will open a questionnaire form where you can enter additional information about any other covid-vaccinations they may have had.

COVID-19 Vaccination Information

Tell us about your COVID-19 vaccination. You can add more doses after you enter information about your primary vaccine series.

* Indicates a required field.

* Do you want to enter information about any additional COVID-19 vaccine doses?

* How many additional vaccine doses do you want to enter information for?

6. If nothing comes back in the search, you can enter your own updates via a vaccine questionnaire. This can be done by selecting the **Enter Information** button.

| | | | |
|------------------------|------------------|---------------------------|-------------|
| Author(s): | The MyChart Team | Last Revised Date: | 3/17/2023 |
| Affected Users: | MyChart Patients | Valid for Version | Spring 2022 |

i We didn't get any new information from state registries.
 If your vaccination information listed here is incomplete, you can enter updates yourself.

[Enter information](#)

7. This will open a questionnaire form where you can enter your information regarding their vaccines.


COVID-19 Vaccination Information

Tell us about your COVID-19 vaccination. You can add more doses after you enter information about your primary vaccine series.

* Indicates a required field.
 * Vaccine manufacturer

Printing Your Covid-19 Results

1. To print your Covid-19 results from MyChart, open your result and select the printer icon located to the right of the result.


POC SARS-COV & INF VIR A&B AG IA - Details  [About this test](#)

2. This will open a preview window of the Covid result, where you can proceed to print the result from your account. The preview will also display your personal information, such as your name, date of birth, MRN and primary care physician, that you can show to the appropriate parties, when necessary.

|

Name: | DOB:

MRN: | PCP:



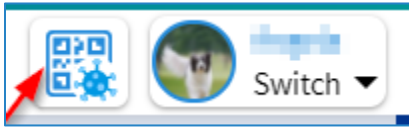
POC SARS-COV & INF VIR A&B AG IA - Details

! **IMPORTANT:** Unfortunately, Covid-19 results or any other test results can only be printed from the MyChart website at this time. Results cannot be printed from the MyChart mobile app. This can only be done from a web browser such as Google, Safari or Microsoft Edge.

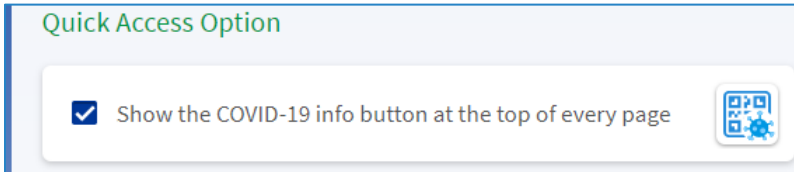
| | | | |
|-----------------|------------------|--------------------|-------------|
| Author(s): | The MyChart Team | Last Revised Date: | 3/17/2023 |
| Affected Users: | MyChart Patients | Valid for Version | Spring 2022 |

Customizing MyChart Shortcuts to Quickly View Your COVID-19 Information

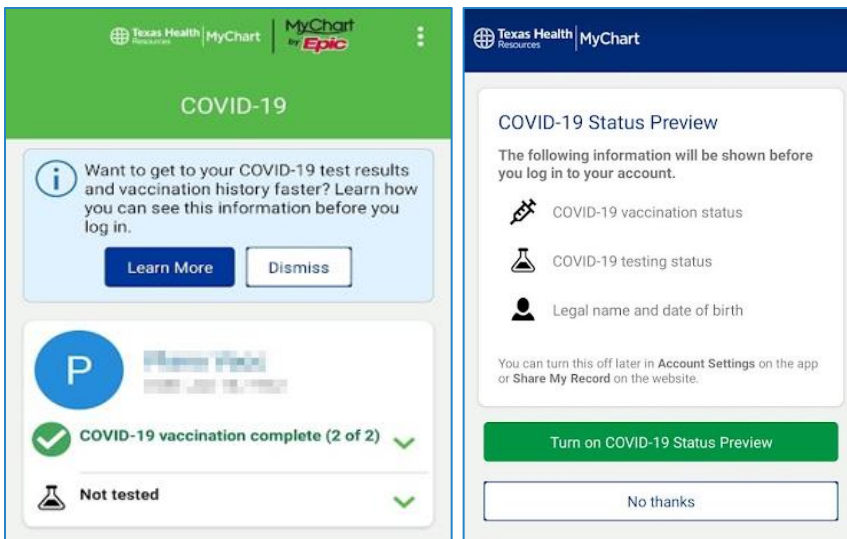
1. On the MyChart website, you can quickly access your Covid-19 information by clicking on the QR icon next to your name at the top right corner.



2. This can be enabled on the Covid-19 status page of your MyChart account.

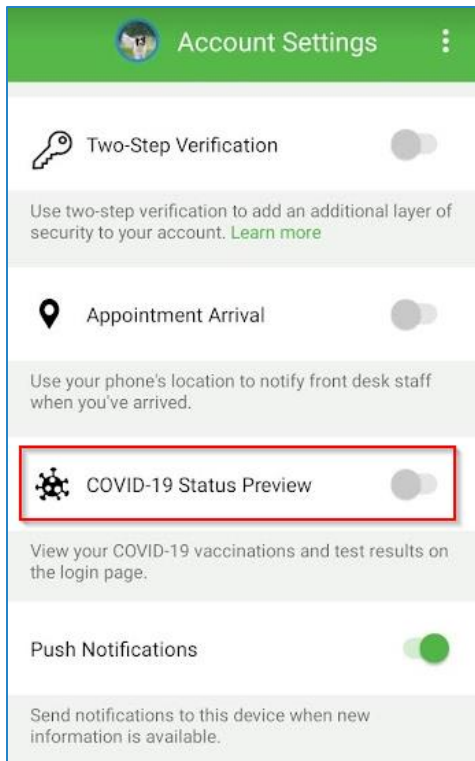


3. In the mobile app, you will see a notice asking you if you want to learn about your Covid testing and vaccination history faster. Tap the **Learn More** button. You can then tap the **Turn On Covid-19 Status Preview** to enable the QR Code on the pre-login screen.

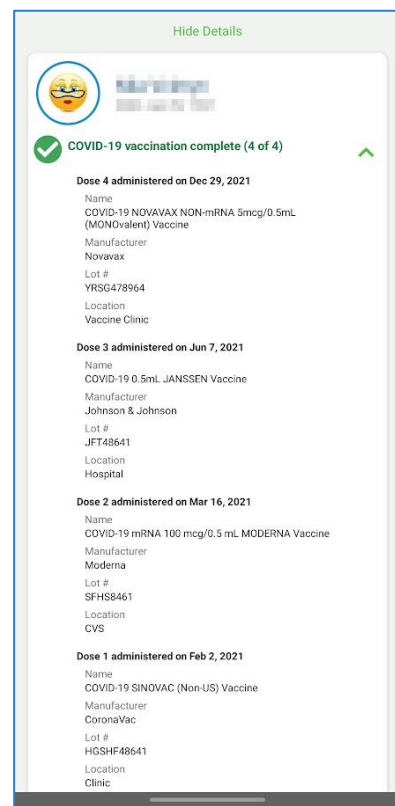
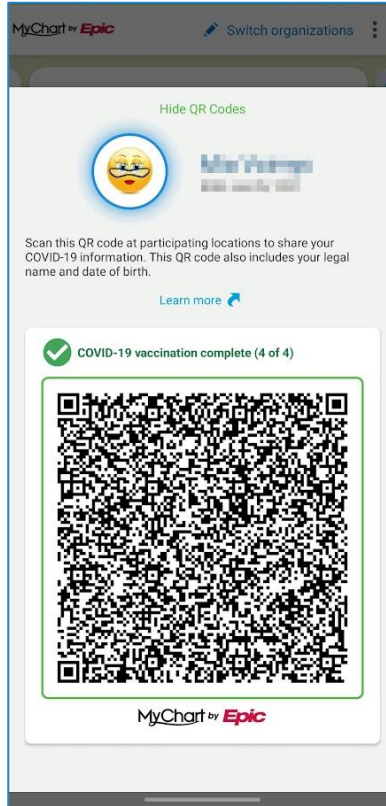
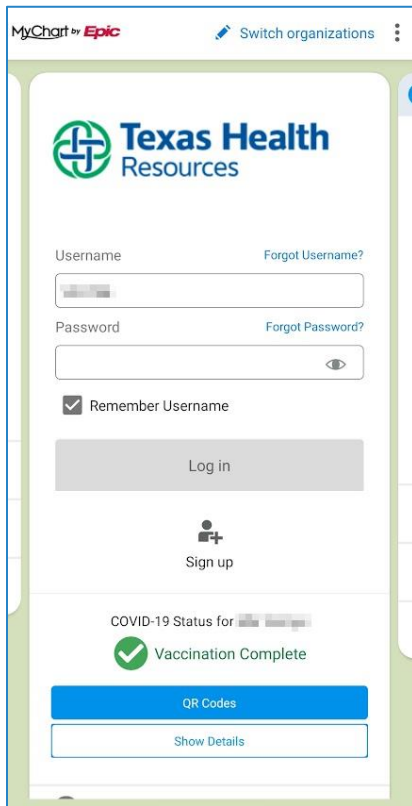


4. This can also be turned on in **Account Settings** in the mobile app

| | | | |
|------------------------|------------------|---------------------------|-------------|
| Author(s): | The MyChart Team | Last Revised Date: | 3/17/2023 |
| Affected Users: | MyChart Patients | Valid for Version | Spring 2022 |



- Your Covid-19 status will now appear on the log-in screen of the mobile app. You can tap the **QR Codes** or **Show Details** button to view the appropriate COVID-19 information



| | | | |
|------------------------|------------------|---------------------------|-------------|
| Author(s): | The MyChart Team | Last Revised Date: | 3/17/2023 |
| Affected Users: | MyChart Patients | Valid for Version | Spring 2022 |